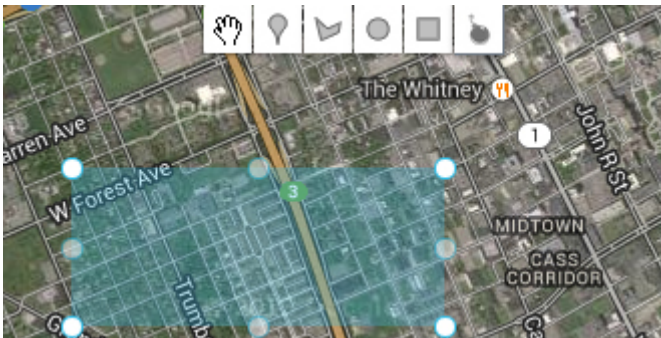


Drawing a Rectangular Geofence




1. Click the rectangular Geofence button at the top of the map. Your cursor will now change to a + symbol. Click on the map and drag the Geofence to the desired size. Once your Geofence is the correct size, click again. To move the Geofence, click in the middle of the rectangle and drag it to the proper location.



2. Click the 'Add Geofence' button and your Geofence will be saved.

Add Geofence

Name *

Location 


Create Alert?


Send an Alert when:

Slot Number:

1 device(s) selected - [view selected devices](#)

Send Alert to:

Email 

 [add another](#)

2