



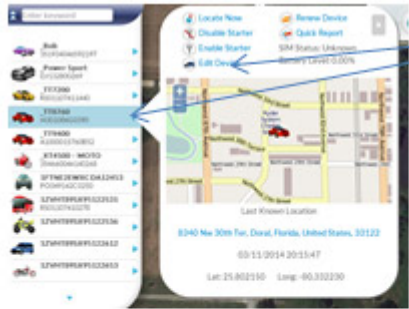

## Edit Device

1. In the Map View, select the vehicle/device to edit. Click on the blue arrow. An information bubble will appear next to the selected vehicle. Click on "Edit Device" button



Or

1. Click the "Devices" icon on the toolbar. Select the vehicle to be edited. Click on "Edit" button
2. Enter in all necessary information. This screen also has access to "Repo Mode", "Transfer", "Change Avatar," and "Enable Payment Reminder."
3. Click on "Save Changes" button

Or

**Edit Device**

Serial #: N6134800271


Activated: 00/00/0000

Subscription Expires: 06/13/2015

9027 Timothy L

Lat, Long: 33.790140, -117.974900

ria, United States, 92841



Device Info Customer Info Vehicle Info Finance Info Payment Reminder

Device Name: ,9300 Serial Number: N6134800271

Starter Interrupt Installed: ☐ Install Date:

Installer Name: Install Location:

Daylight Saving: EASTERN Time Zone: [UTC - 8] Pacific Standard Time

Comments:

\* Required field

Cancel Save Changes