


Customer Payment Reminder Notification

1. In the Map View, select the vehicle/device to edit. Click on the blue arrow. An information bubble will appear next to the selected vehicle. Click on "Edit Device" button


Or

1. Click the "Devices" icon on the toolbar. Select the vehicle to be edited. Click on "Edit" button
2. Click on "Payment Reminder" and the form will show up at the right of the screen
3. Fill out and select all required information: notification method, payment schedule, reminders and notification message.
4. Click on "Save Changes" button



1

Or

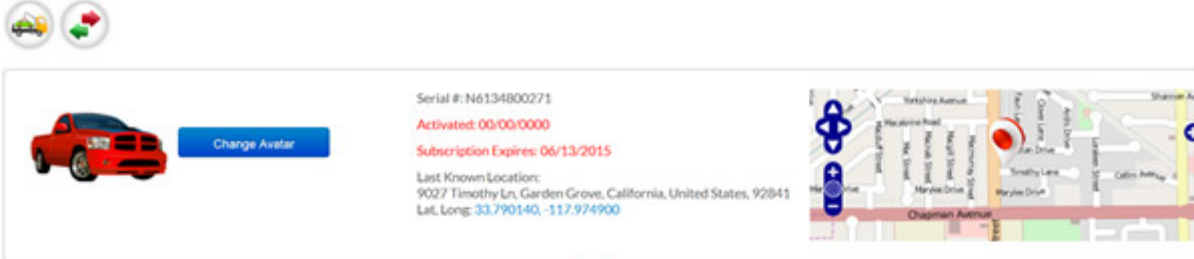


1

Devices

ID	Serial #	Subscription	Location	Status	Actions
1	2021040400000000	02/19/2014 12:00:00	1740 Irvine Blvd, Irvine, California, United States, 92614	Locate Now	
2	2021040400000000	02/19/2014 12:00:00	9027 Timothy Ln, Garden Grove, California, United States, 92641	More Status Document	
3	2021040400000000	02/19/2014 12:00:00	Unknown	In Coverage	

Edit Device



2

Serial #: N6134800271
Activated: 00/00/0000
Subscription Expires: 06/13/2015

Last Known Location:
9027 Timothy Ln, Garden Grove, California, United States, 92641
Lat, Long: 33.790140, -117.974900

Device Info Customer Info Vehicle Info Finance Info **Payment Reminder**

Payment Reminder ☐ Yes ☒ No

Comments

* Required field

Cancel Save Changes

4

3