

Change Device/Vehicle Avatar

1. In the Map View, select the vehicle/device to edit. Click on the blue arrow. An information bubble will appear next to the selected vehicle. Click on “Edit Device” button


Or

1. Click the “Devices” icon on the toolbar. Select the vehicle to be edited. Click on “Edit” button
2. Click on “Change Avatar” button
3. Select one of the pre-loaded images or click on “Upload your avatar” select the image and then click on “Open”
4. Click on “Save Changes” button





Edit Device




Serial #: N6134000271

Active

Subscription Expires: 06/13/2015

Last Known Location:
9027 Timothy Ln, Garden Grove, California, United States, 92641
- 33.790140, -117.974900



Device Name:

Starter Interrupt Installed: ☐

Installer Name:

Daylight Saving:

Comments:

Serial Number:

Install Date:

Install Location:

Time Zone:

Device Info | Customer Info | Vehicle Info | Finance Info | Payment Reminder


Required Field

4

Select Avatar

CATEGORY

- ☒ Bikes
- ☐ Boats
- ☐ Cars
- ☐ Misc
- ☐ Trucks
- ☐ People
- ☐ All



3