


CATEGORY ARCHIVES: DVT (DATA VERIFICATION TOOL)

Buy Credits

1. Click on the “DVT” icon on the toolbar
2. Check the box to agree with the disclaimer
3. Confirm your password to run the report.
4. Click on “Buy Credits” Button
5. A new window will appear. Select the amount of credits that you want to purchase
6. Fill out the required information and click on “Purchase Credits”

11



2

This Data Verification Tool (DVT) may be used to effect, administer or enforce a transaction requested or authorized by the consumer, to protect against: actual or potential fraud, unauthorized transactions, claims or other liability, for institutional risk control; or for resolving consumer disputes or inquiries. DVT may also be used in the normal course of your business to verify the accuracy of personal information submitted by an individual to your business but only for the purposes of preventing fraud by, or pursuing legal remedies against, or recovering on a debt or security interest against, the individual. The data may not be used in whole or in part as a factor in establishing an individual's creditworthiness or eligibility for (i) credit or insurance, or (ii) employment nor any other purpose under the Federal Fair Credit Reporting Act (15 U.S.C. Section 1681 et seq.) ("FCRA"). Skypatrol is not a "consumer reporting agency" and the reports produced by the DVT do not constitute a "consumer report" as defined by the FCRA.

☒ Agree

Confirm your password

User Password:

Cancel Confirm

3

DVT (Data Verification Tool)

Your Balance 0 Credits

Buy Credits

4





5

50 Credits100 Credits200 Credits500 Credits1000 Credits1 Credit = \$1.00

Credit Card Information

Card Holder Name:

Credit Card Number:



Expire Date:

1

2014

CVV Number:

Address:

City:

Country:

USA

State:

Alabama

Zip Code:

Email:

6

CancelPurchase Credits

Get Report

1. Click on the “DVT” icon on the toolbar
2. Check the box to agree with the disclaimer
3. Confirm your password to run the report.
4. Choose the type of report that you want and click “Get Report” button

